

Scaled data based on original data using
LM-79-08 Approved Method: Electrical and Photometric Measurements of Solid-
State Lighting Products

Test Report Prepared for
Cooper Lighting Solutions
(formerly Eaton)

Brand: STREETWORKS

Report Number: P477837

Luminaire Tested: **IFLD-L-SA8C-750-U-T3R**

Issue Date: 02/26/2021

Test Information

Test Method: LM-79-08
Report Number: P477837
Test Lab: INNOVATION CENTER(G2)
Issue Date: 02/26/2021
Manufacturer: COOPER LIGHTING SOLUTIONS (FORMERLY EATON)
Product Line: STREETWORKS
Catalog Number: IFLD-L-SA8C-750-U-T3R
Description: Infrastructure Flood – Middle Tier Light Square Luminaire w/ T3R distribution lens
Light Source: (128) 5000K CCT, 70 CRI LEDS
Ballast/Driver: ELECTRONIC DRIVER

Summary

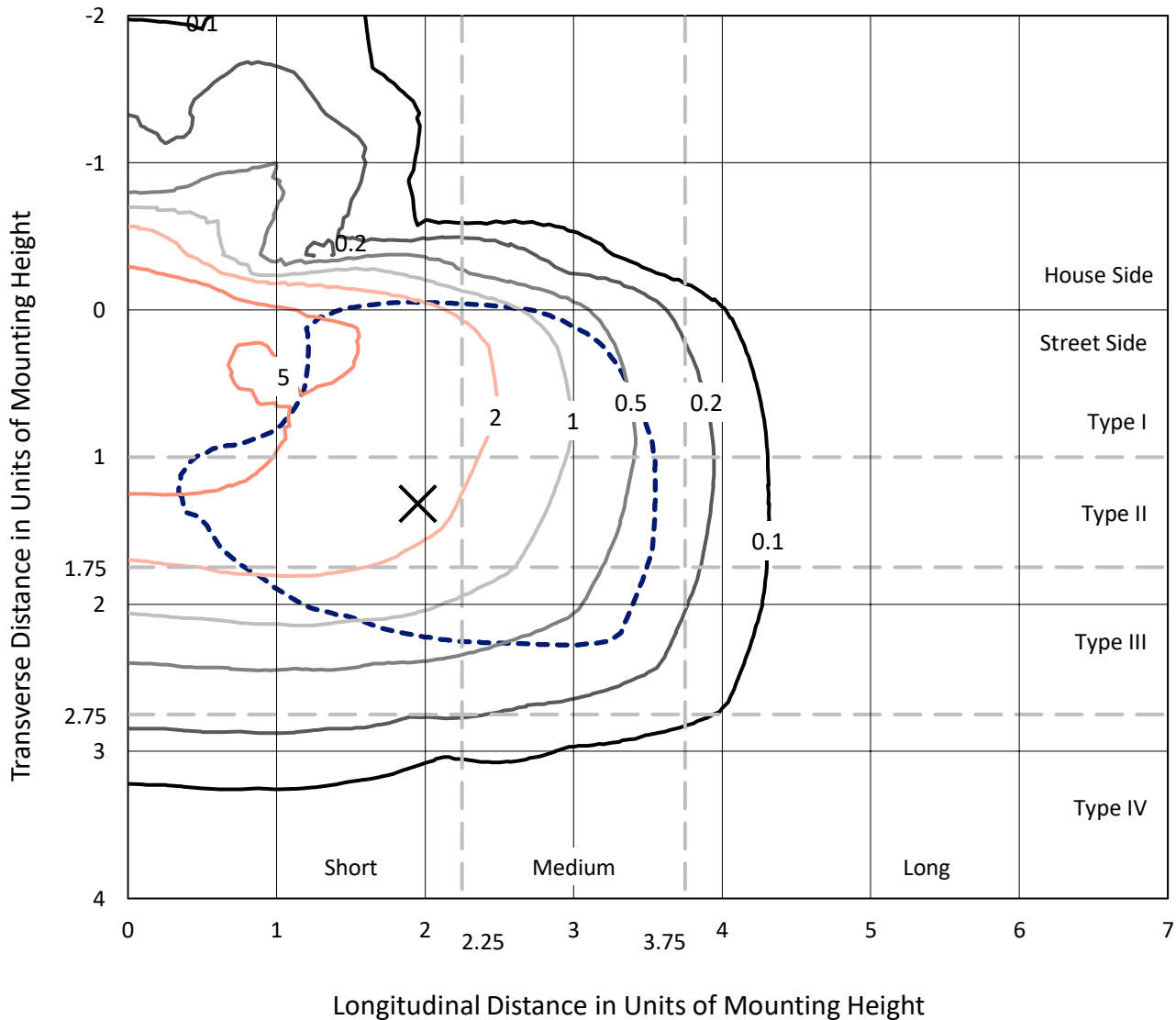
Lumens per Lamp: N/A
Luminaire Lumens: 50906.7 lumens
Efficiency: N/A
Efficacy: 121.1 lumens/watt
Luminous Opening: Rectangular (W 1' x L: 0.5' x H: 0')
IES Classification: Type III - Short
BUG Rating: B4 - U0 - G5

Input Watts (W): 420.3
Input Voltage (V): 120
Input Current (Ain): NR
Voltage Rise (V): NR
Power Factor: NR
Total Harmonic Distortion (THDi): NR
Frequency (hertz): 60
Stabilization Time: NR
Operation Time: NR
Ambient Temperature (°C): NR
Test Distance: 24 FT

REPORT NUMBER: P477837
 CATALOG NUMBER: IFLD-L-SA8C-750-U-T3R

Iso-Footcandle Lines of Horizontal Illumination

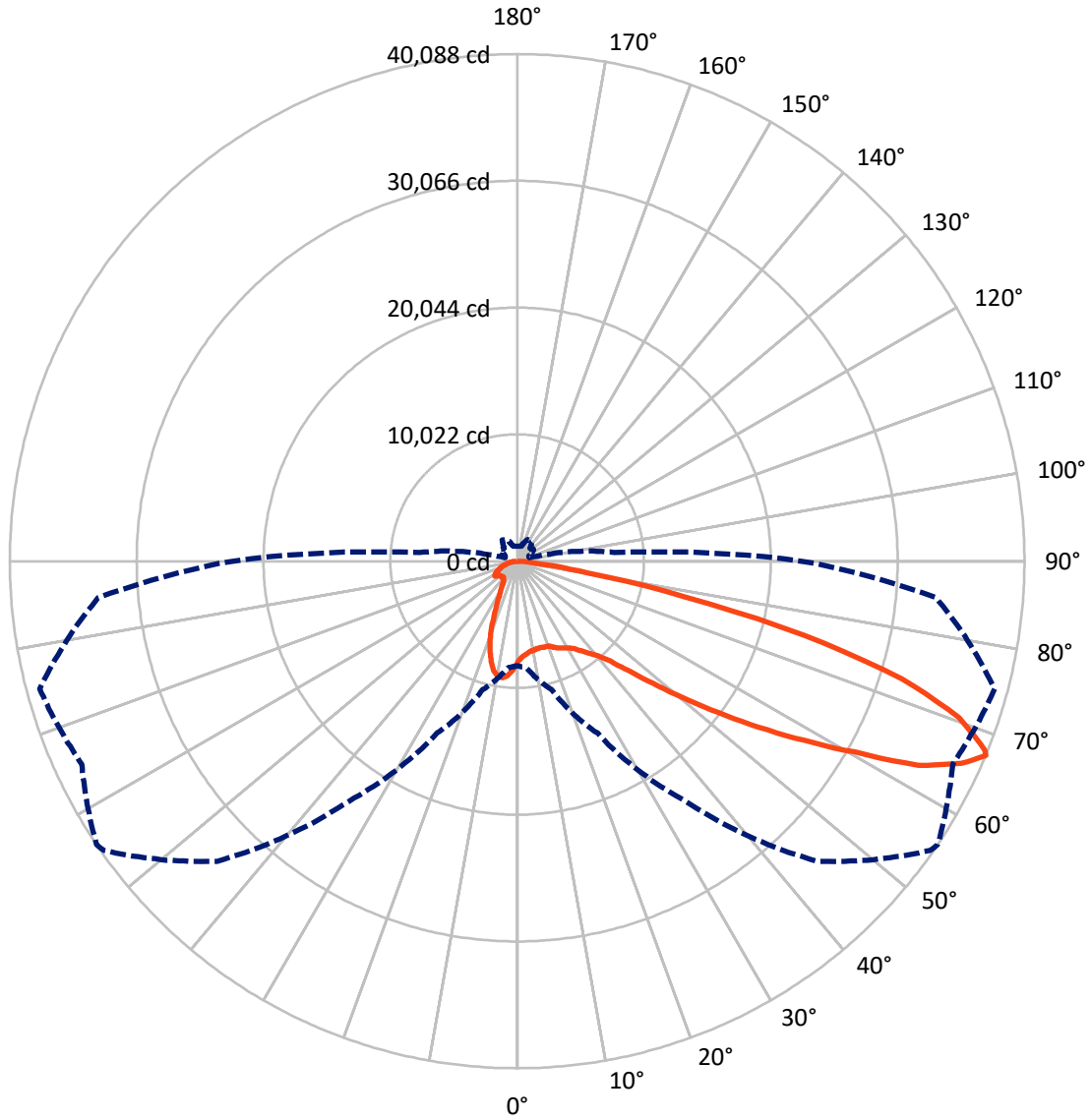
✕ Max cd
 - - - 1/2 Max cd



Based on 30 foot mounting height. Maximum calculated value = 9.8 fc
 Type III - Short - N/A

REPORT NUMBER: P477837
CATALOG NUMBER: IFLD-L-SA8C-750-U-T3R

Luminous Intensity Polar Plot



— Vertical Plane Through 56-Deg Lateral - - - Horizontal Cone Through 67-Deg Vertical

REPORT NUMBER: P477837
 CATALOG NUMBER: IFLD-L-SA8C-750-U-T3R

FLUX DISTRIBUTION:

		Downward	Upward	Total
House Side	Lumens	8059.1	0.0	8059.1
	% Fixture	15.8	0.0	15.8
Street Side	Lumens	42847.7	0.0	42847.7
	% Fixture	84.2	0.0	84.2
Total	Lumens	50906.7	0.0	50906.7
	% Fixture	100.0	0.0	100.0

ZONAL LUMENS:

Zone	Lumens	% Fixture
0°-10°	763.1	1.5
10°-20°	2081.8	4.1
20°-30°	3264.9	6.4
30°-40°	4660.6	9.2
40°-50°	7034.2	13.8
50°-60°	11197.3	22.0
60°-70°	14314.9	28.1
70°-80°	6979.4	13.7
80°-90°	610.6	1.2
90°-100°	0.0	0.0
100°-110°	0.0	0.0
110°-120°	0.0	0.0
120°-130°	0.0	0.0
130°-140°	0.0	0.0
140°-150°	0.0	0.0
150°-160°	0.0	0.0
160°-170°	0.0	0.0
170°-180°	0.0	0.0
0°-90°	50906.7	100.0
0°-180°	50906.7	100.0

Coefficient of Utilization

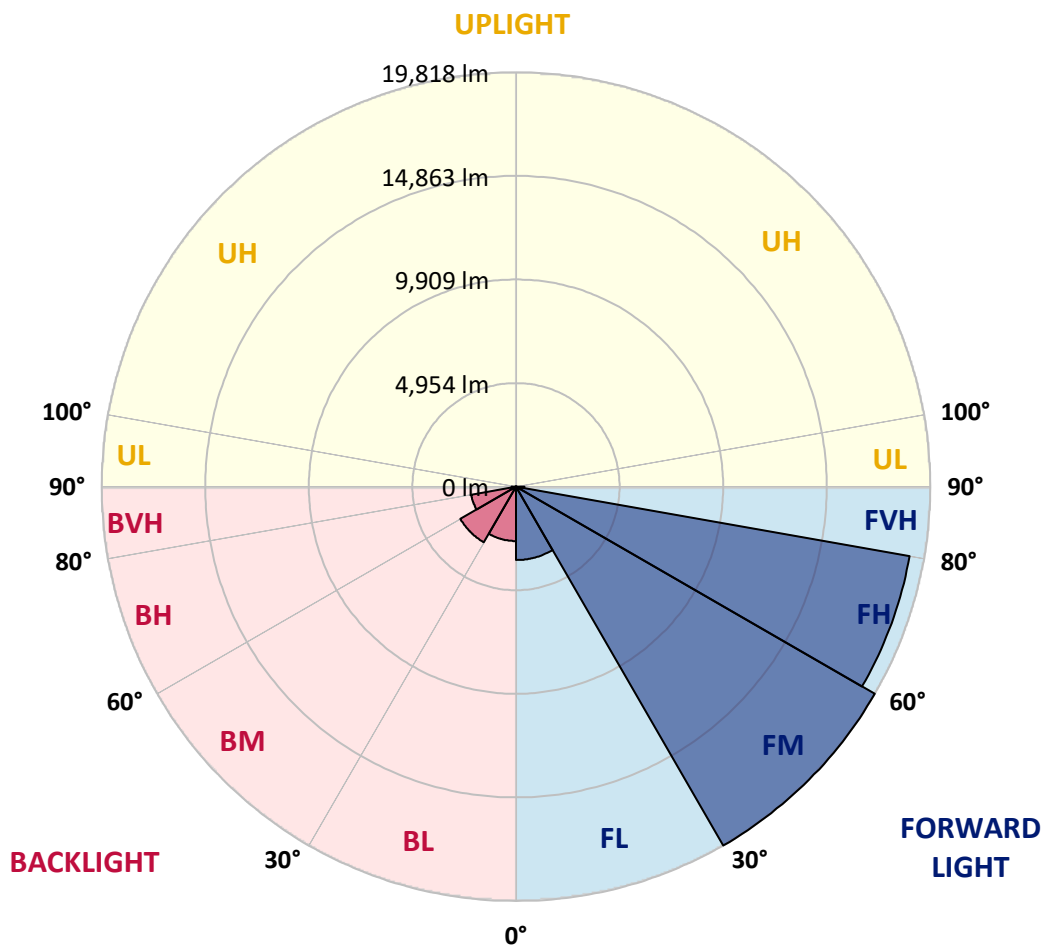


REPORT NUMBER: P477837
 CATALOG NUMBER: IFLD-L-SA8C-750-U-T3R

LUMINAIRE CLASSIFICATION SYSTEM LUMEN TABLE AND BUG RATING:

Zone	Lumens	% Fixture	Zone Rating/Lumen Limit		
			B	U	G
FL (0°-30°)	3508.0	6.9			
FM (30°-60°)	19817.5	38.9			
FH (60°-80°)	19116.6	37.6			G5
FVH (80°-90°)	405.5	0.8			G3/500
BL (0°-30°)	2601.7	5.1	B4/5000		
BM (30°-60°)	3074.6	6.0	B3/5000		
BH (60°-80°)	2177.7	4.3	B3/2500		G3/2500
BVH (80°-90°)	205.1	0.4			G2/225
UL (90°-100°)	0.0	0.0		U0/0	
UH (100°-180°)	0.0	0.0		U0/0	

BUG Rating: B4-U0-G5
 Type III Short





REPORT NUMBER: P477837
 CATALOG NUMBER: IFLD-L-SA8C-750-U-T3R

CANDELA DISTRIBUTION (FULL):

	0°	5°	15°	25°	35°	45°	55°	56°	65°	75°
0°	7921.0	7921.0	7921.0	7921.0	7921.0	7921.0	7921.0	7921.0	7921.0	7921.0
2.5°	7276.3	7246.4	7282.3	7246.4	7407.6	7503.1	7533.0	7574.7	7724.0	7867.2
5°	6971.9	6840.6	6983.8	7031.6	7043.5	7204.7	7371.8	7401.6	7479.2	7712.0
7.5°	6464.5	6613.7	6560.0	6703.3	6852.5	7013.7	7288.2	7210.6	7497.1	7718.0
10°	6357.1	6369.0	6428.7	6482.4	6613.7	6822.6	7204.7	7156.9	7449.4	7921.0
12.5°	6464.5	6464.5	6446.6	6404.8	6554.0	6757.0	7061.4	7085.3	7544.9	7980.6
15°	6840.6	6912.2	6721.2	6751.0	6691.3	6757.0	7025.6	7079.3	7580.7	8028.4
17.5°	7759.8	7735.9	7509.1	7192.7	6930.1	6888.3	7073.3	7133.0	7544.9	8165.7
20°	8655.1	8607.4	8213.4	7885.1	7365.8	7121.1	7150.9	7156.9	7604.6	8255.2
22.5°	9652.0	9777.3	9347.6	8679.0	8034.4	7425.5	7306.1	7401.6	7741.9	8303.0
25°	11215.9	10947.3	10577.2	9699.7	8661.1	7897.1	7562.8	7610.6	7873.2	8422.4
27.5°	12344.0	12236.6	11657.6	10947.3	9538.6	8267.2	7700.1	7789.6	8112.0	8416.4
30°	13430.4	13430.4	13078.2	12015.7	10463.8	8887.9	7992.6	7950.8	7998.6	8404.4
32.5°	14701.8	14528.7	14021.3	13317.0	11627.7	9455.0	8225.4	8237.3	8237.3	8625.3
35°	15370.3	15650.9	15310.7	14164.6	12517.1	10398.1	8786.5	8696.9	8631.3	8870.0
37.5°	16349.3	16516.4	16158.3	15483.8	13621.4	11162.2	9281.9	9210.3	8828.3	9061.0
40°	16940.2	16910.4	16898.4	16588.0	15083.8	12063.5	10010.1	9825.1	9311.7	9735.5
42.5°	17274.5	17214.8	17949.0	17758.0	16462.7	13388.6	10923.4	10821.9	10254.9	10935.3
45°	17650.5	18092.2	18695.1	19232.3	18068.4	15251.0	12469.4	12326.1	11818.8	12684.3
47.5°	17978.8	18522.0	19292.0	19865.1	19518.8	17274.5	14379.5	14415.3	14081.0	14970.4
50°	18528.0	18581.7	19626.3	20784.3	21052.9	19142.8	16946.2	16886.5	16737.3	17984.8
52.5°	18360.9	18522.0	19841.2	21321.5	21763.2	21118.6	19703.9	19883.0	19686.0	21255.8
55°	15639.0	16122.5	19709.9	21888.6	23446.5	23351.0	23249.5	23130.1	23118.2	24932.8
57.5°	14403.4	14797.3	17364.0	22515.3	25249.2	25953.5	26610.1	26741.4	26735.5	28926.1
60°	13591.6	13997.5	16414.9	22175.1	26783.2	29361.8	30621.3	30639.2	30603.4	33194.0
62.5°	12003.8	12397.8	14773.4	20312.7	27207.0	32507.5	35313.0	35545.8	33904.3	36870.9
65°	10093.7	10416.0	12511.2	17465.5	26078.9	34507.2	38840.7	38566.1	36685.9	38972.0
67°	8255.2	8470.1	10511.5	14994.3	23130.1	33546.2	39861.4	40088.3	37969.2	39061.6
67.5°	7729.9	7926.9	9854.9	14152.7	22008.0	32817.9	39897.2	39861.4	37993.1	39079.5
70°	5366.2	5449.8	6715.2	9735.5	16212.0	27726.3	36984.3	37067.9	36399.4	36960.5
72.5°	3557.6	3682.9	4488.7	6136.2	9556.5	20175.4	30913.8	31809.2	31385.4	30305.0
75°	2292.1	2363.8	2936.8	3653.1	4703.6	11490.5	22837.7	23434.6	22461.6	18742.9
77.5°	1283.3	1360.9	1772.8	2220.5	2292.1	4781.2	12827.5	13567.7	11496.4	7962.7
80°	799.9	901.3	1337.1	1319.2	1092.3	1754.9	5288.6	5664.6	4596.2	2739.8
82.5°	602.9	680.5	1032.6	925.2	614.8	781.9	1981.7	2125.0	1683.3	1056.5
85°	411.9	519.3	746.1	573.0	322.3	376.1	787.9	847.6	770.0	513.3
87.5°	149.2	220.9	388.0	286.5	143.3	113.4	256.7	286.5	274.6	232.8
90°	0.0	0.0	0.0	0.0	0.0	0.0	0.0	0.0	0.0	0.0



REPORT NUMBER: P477837
 CATALOG NUMBER: IFLD-L-SA8C-750-U-T3R

CANDELA DISTRIBUTION (continued):

85°		90°	95°	105°	115°	125°	135°	145°	155°	165°	175°
7921.0	0°	7921.0	7921.0	7921.0	7921.0	7921.0	7921.0	7921.0	7921.0	7921.0	7921.0
7992.6	2.5°	8106.0	8189.6	8231.3	8476.1	8577.5	8559.6	8583.5	8619.3	8655.1	8702.9
8094.1	5°	8171.7	8428.3	8565.6	8852.1	9043.1	8959.6	9067.0	9037.2	8995.4	8989.4
8279.1	7.5°	8386.5	8714.8	9126.7	9204.3	9287.9	9079.0	8899.9	8655.1	8595.5	8386.5
8434.3	10°	8768.6	9037.2	9538.6	9568.4	9198.3	8661.1	8261.2	7753.8	7747.8	7443.4
8673.1	12.5°	9132.7	9437.1	9843.0	9669.9	8786.5	8052.3	7401.6	6846.5	6613.7	6458.5
8816.3	15°	9359.5	9860.9	10075.8	9329.7	8064.2	7073.3	6231.7	5634.8	5396.0	5282.6
8995.4	17.5°	9568.4	10266.8	10171.3	8732.7	7174.8	6064.6	5061.8	4542.5	4476.8	4393.2
9281.9	20°	9854.9	10416.0	9831.1	7956.8	6166.0	4763.3	4124.6	3873.9	3933.6	3969.4
9311.7	22.5°	10123.5	10493.6	9401.3	7109.2	4870.8	3772.5	3456.1	3509.8	3599.3	3718.7
9383.4	25°	10242.9	10619.0	8822.3	5939.2	3706.8	3175.5	3103.9	3193.5	3342.7	3348.6
9484.8	27.5°	10320.5	10529.4	8123.9	4799.1	2930.8	2775.6	2883.1	2948.7	2966.6	3038.3
9699.7	30°	10457.8	10344.4	7240.5	3432.2	2459.3	2465.2	2602.5	2602.5	2602.5	2656.2
9914.6	32.5°	10696.6	10219.0	6207.8	2507.0	2119.0	2310.0	2274.2	2262.3	2238.4	2172.7
10189.2	35°	10845.8	9878.8	4900.6	1856.4	1904.1	2119.0	2107.1	1922.0	1611.6	1456.5
10887.6	37.5°	11156.2	9705.7	3605.3	1432.6	1778.8	2023.5	1957.9	1510.2	1169.9	1020.7
11753.1	40°	11824.7	9592.3	2495.1	1253.5	1695.2	1975.8	1748.9	1289.3	895.4	632.7
13090.2	42.5°	12642.5	9598.3	1695.2	1181.9	1701.2	2077.2	1683.3	1104.3	632.7	507.4
14874.9	45°	13740.8	9508.7	1164.0	1181.9	1808.6	2244.4	1725.1	1002.8	614.8	644.7
17113.3	47.5°	14922.7	9586.3	865.5	1074.4	1826.5	2250.3	1575.8	984.9	590.9	746.1
19548.7	50°	16301.5	9663.9	716.3	990.9	1832.5	2178.7	1450.5	961.0	614.8	787.9
22342.2	52.5°	17722.2	9908.7	608.8	937.1	1904.1	2148.9	1450.5	996.8	614.8	686.4
25899.8	55°	19841.2	10535.4	877.5	1169.9	2166.8	2345.8	1784.8	1396.8	859.5	883.4
29308.1	57.5°	22181.1	11180.1	978.9	1229.6	2226.5	2113.0	1922.0	1540.0	907.3	913.3
31958.4	60°	23721.1	11203.9	973.0	1199.8	2083.2	1826.5	1880.3	1623.6	925.2	781.9
33599.9	62.5°	24335.9	10475.7	1014.7	1199.8	1939.9	1707.2	1928.0	1748.9	955.1	978.9
34065.5	65°	23637.5	8971.5	978.9	1074.4	1707.2	1528.1	1939.9	1772.8	1044.6	984.9
33229.8	67°	22545.2	7729.9	996.8	1020.7	1587.8	1450.5	2041.4	1862.3	1211.7	1181.9
32794.1	67.5°	22234.8	7401.6	990.9	990.9	1546.0	1426.6	2065.3	1862.3	1235.6	1223.7
28944.0	70°	19596.4	5998.9	1014.7	978.9	1366.9	1355.0	2196.6	1963.8	1420.6	1432.6
21261.8	72.5°	14916.7	4548.4	1008.8	978.9	1187.8	1295.3	2214.5	2029.5	1546.0	1432.6
11908.3	75°	8476.1	2721.9	889.4	853.6	937.1	1128.2	2071.3	1934.0	1504.2	1283.3
4757.3	77.5°	3503.8	1402.7	817.8	770.0	776.0	919.2	1725.1	1802.7	1432.6	1092.3
1587.8	80°	1307.2	841.6	656.6	614.8	596.9	674.5	1229.6	1438.5	1223.7	895.4
698.4	82.5°	680.5	525.3	447.7	447.7	405.9	429.8	662.6	955.1	925.2	614.8
280.5	85°	346.2	298.5	256.7	250.7	226.8	202.9	334.3	567.1	531.2	340.2
125.4	87.5°	185.0	167.1	107.4	101.5	83.6	53.7	59.7	113.4	185.0	149.2
0.0	90°	0.0	0.0	0.0	0.0	0.0	0.0	0.0	0.0	0.0	0.0

(END O



<u>180°</u>
7921.0
8750.7
9043.1
8458.2
7431.5
6422.7
5258.7
4435.0
3927.6
3653.1
3408.3
3103.9
2715.9
2136.9
1528.1
1014.7
614.8
495.4
656.6
829.7
913.3
704.3
931.2
883.4
805.8
990.9
967.0
<i>1164.0</i>
1199.8
1325.1
1271.4
1146.1
1032.6
817.8
483.5
280.5
107.4
0.0

F REPORT)